



the
valley

MISSION VALLEY
SAN DIEGO

RI RETAIL INSITE

 Centennial

LOWE

Smack dab in the middle of San Diego, just down the road from Fashion Valley, in the heart of San Diego retail.




SIMON'S FASHION VALLEY MALL

163

8

237,000 CARS PER DAY

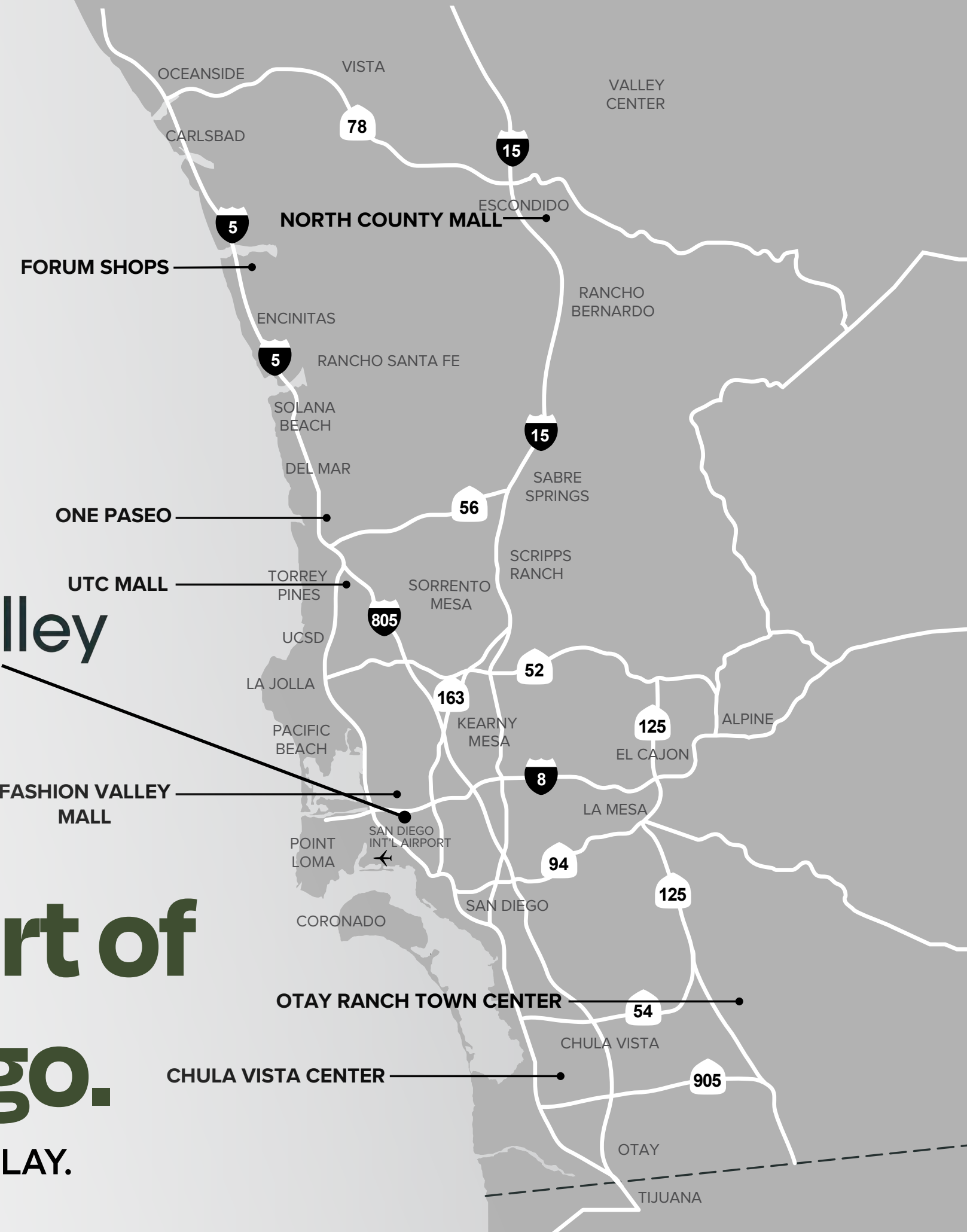


**This is
The Valley.**



The Heart of San Diego.

LIVE, WORK, EAT & PLAY.



34,000
MISSION VALLEY
APARTMENTS



125,614
MILLENNIAL POPULATION
WITHIN 10 MILES



9.6M
THE VALLEY 2023
VISITOR COUNT



Total Trade Area

1.2M Population within 10 miles

572 Hotels & Resorts in Trade Area

34K Mission Valley Apartment Units

125K Millennial Pop. within 10 miles

Visits Per Year

9.8M

9,799,256 visits per year (in current condition)

Top Producing Tenants Here To Stay

 **TARGET** # **2** Location in Nation

CAVA # **1** Location in Nation

 **NORDSTROM rack** # **2** Location in Nation

 **OUTBACK STEAKHOUSE** # **1** Location in California

 **Yard House** # **1** Location in Nation

 **AMC THEATRES** # **1** Location in San Diego

Major Pulling Power

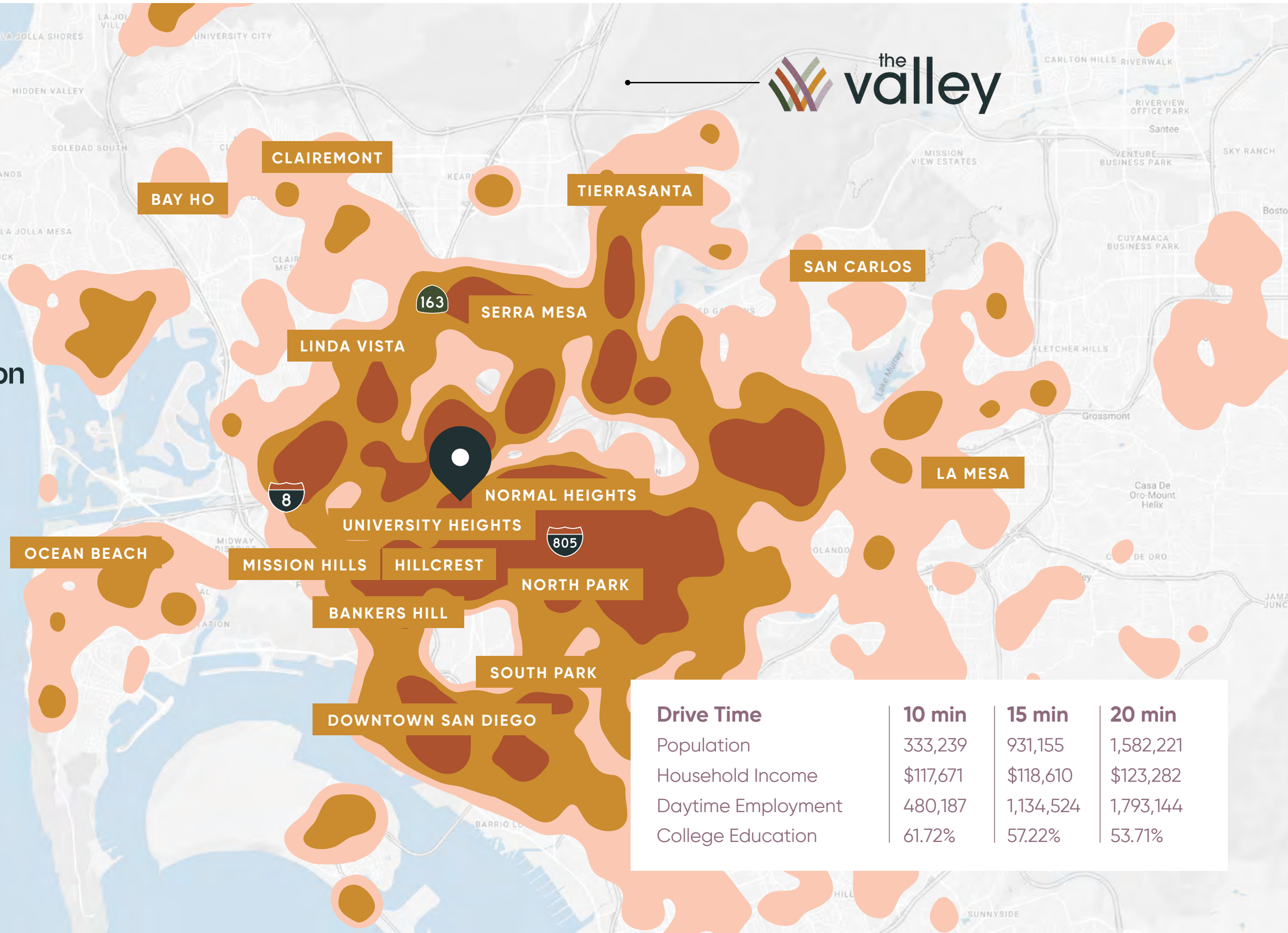
70% of visits derived from a dense population of nearly 1M.

30% 50% 70%

Centrally Convenient

Painless driving times for true trade area. 1.6M population with 123k average household Income within 20 minute radius.

Source: Placer Mobile Analytics 2023



Drive Time	10 min	15 min	20 min
Population	333,239	931,155	1,582,221
Household Income	\$117,671	\$118,610	\$123,282
Daytime Employment	480,187	1,134,524	1,793,144
College Education	61.72%	57.22%	53.71%

At the Heart of a Retail & Residential Mecca

4,000 RESIDENTIAL UNITS (PLANNED)



CIVITA PARK
4,800 RESIDENTIAL UNITS
900,000 SF OF RETAIL & OFFICE
100 HOTEL ROOMS (PLANNED)



163



RIO VISTA STATION

FAIRFIELD FASHION VALLEY
175 RESIDENTIAL UNITS

SIMON'S FASHION VALLEY



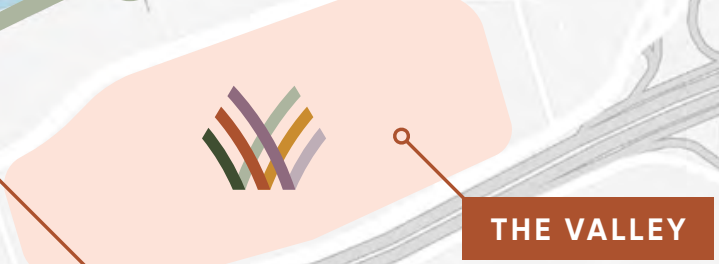
MISSION VALLEY CENTER STATION

8

KENSINGTON



HAZARD CENTER



FASHION VALLEY STATION

DINERSTEIN MILLENNIAL RESIDENTIAL
711 UNITS



805

RIVERWALK SAN DIEGO
4,300 RESIDENTIAL UNITS
75,00 SF RETAIL (PLANNED)

ALEXAN
NEW RESIDENTIAL
285 UNITS

TOWN & COUNTRY
NEW RESIDENTIAL 870 UNITS



UNIVERSITY HEIGHTS

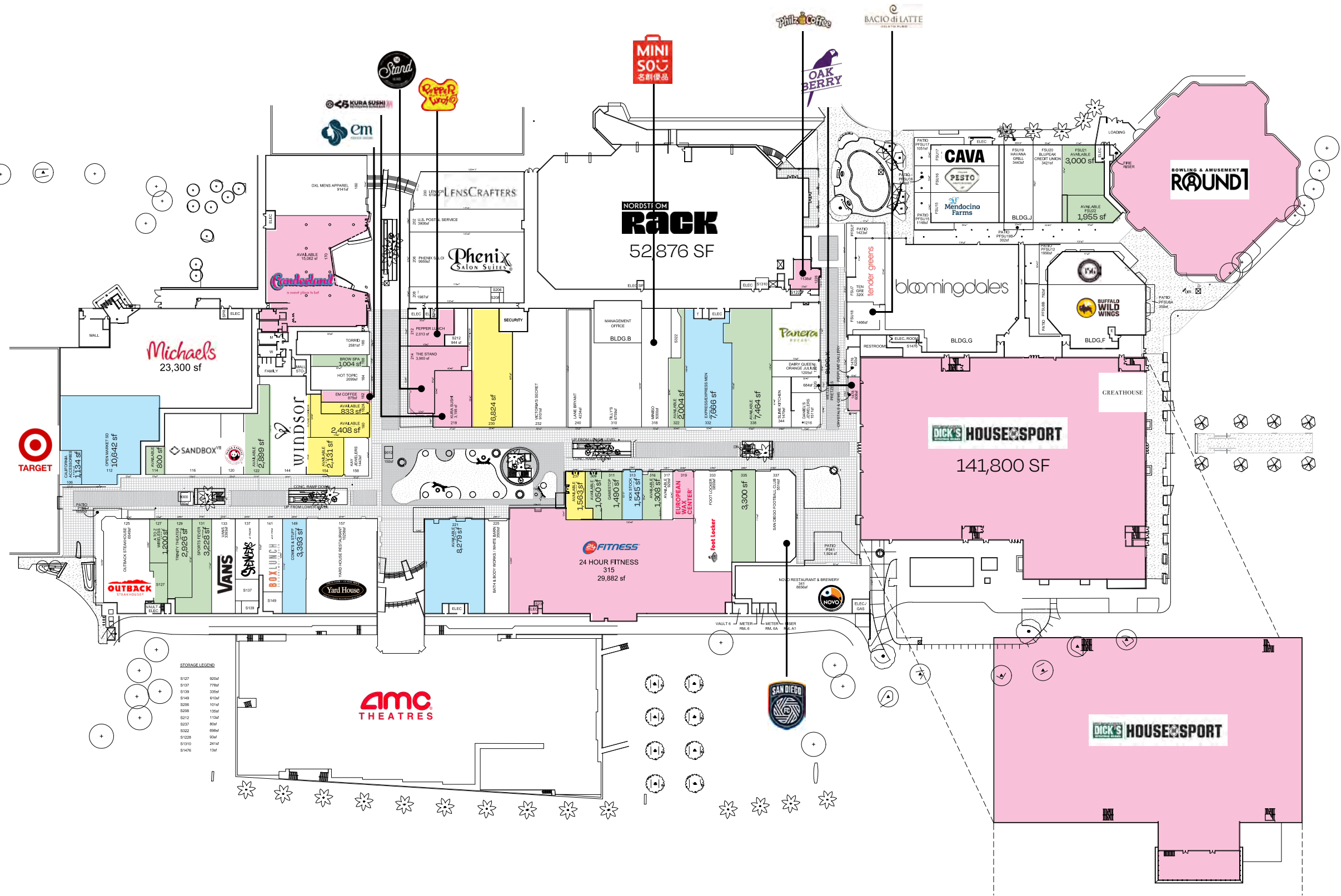
NORTH PARK

RESIDENTIAL EXPANSION



THE VALLEY MERCH PLAN

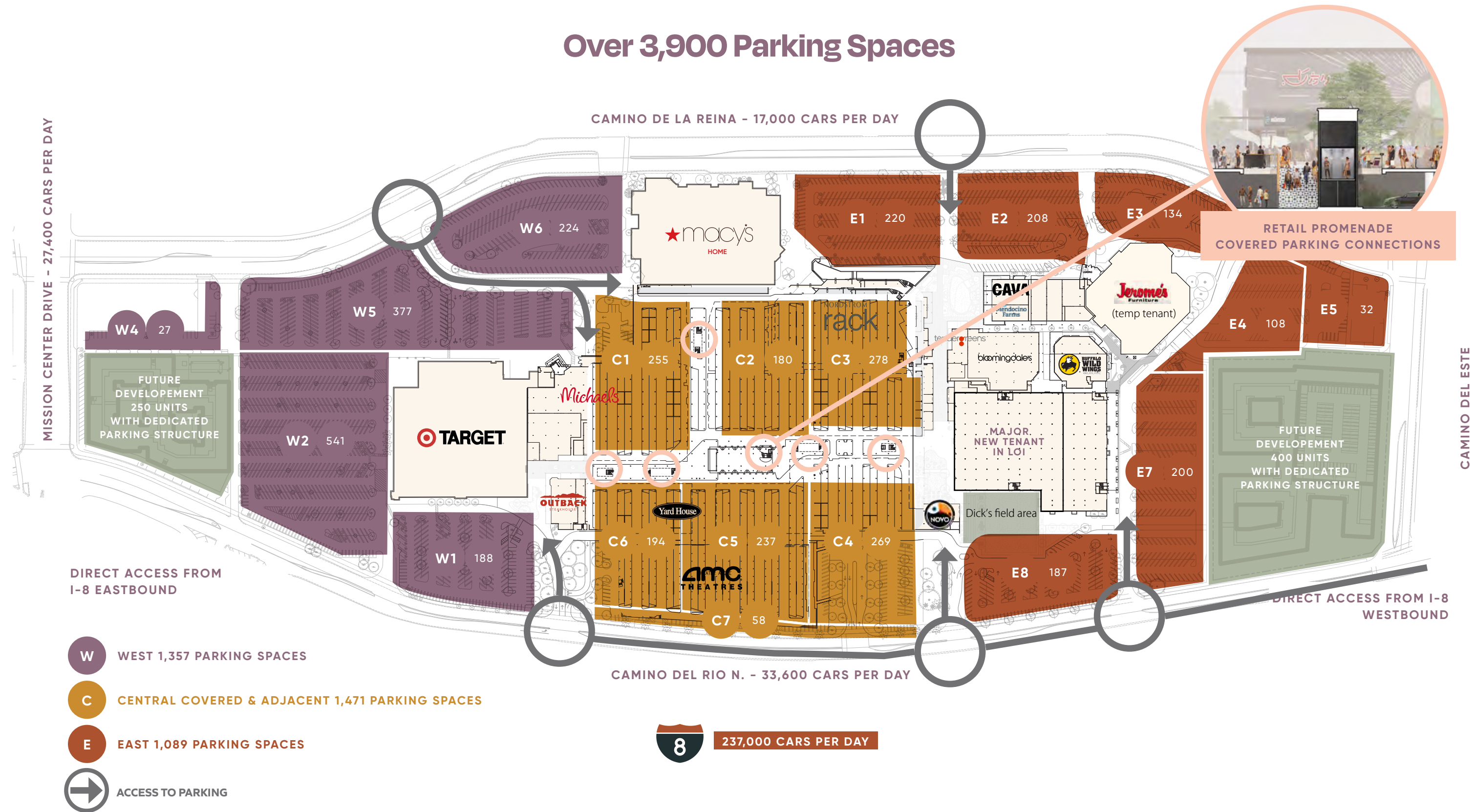
- SIGNED
- AVAILABLE F&B
- PROPOSED F&B
- AVAILABLE RETAIL
- EXISTING
- LEASE PENDING



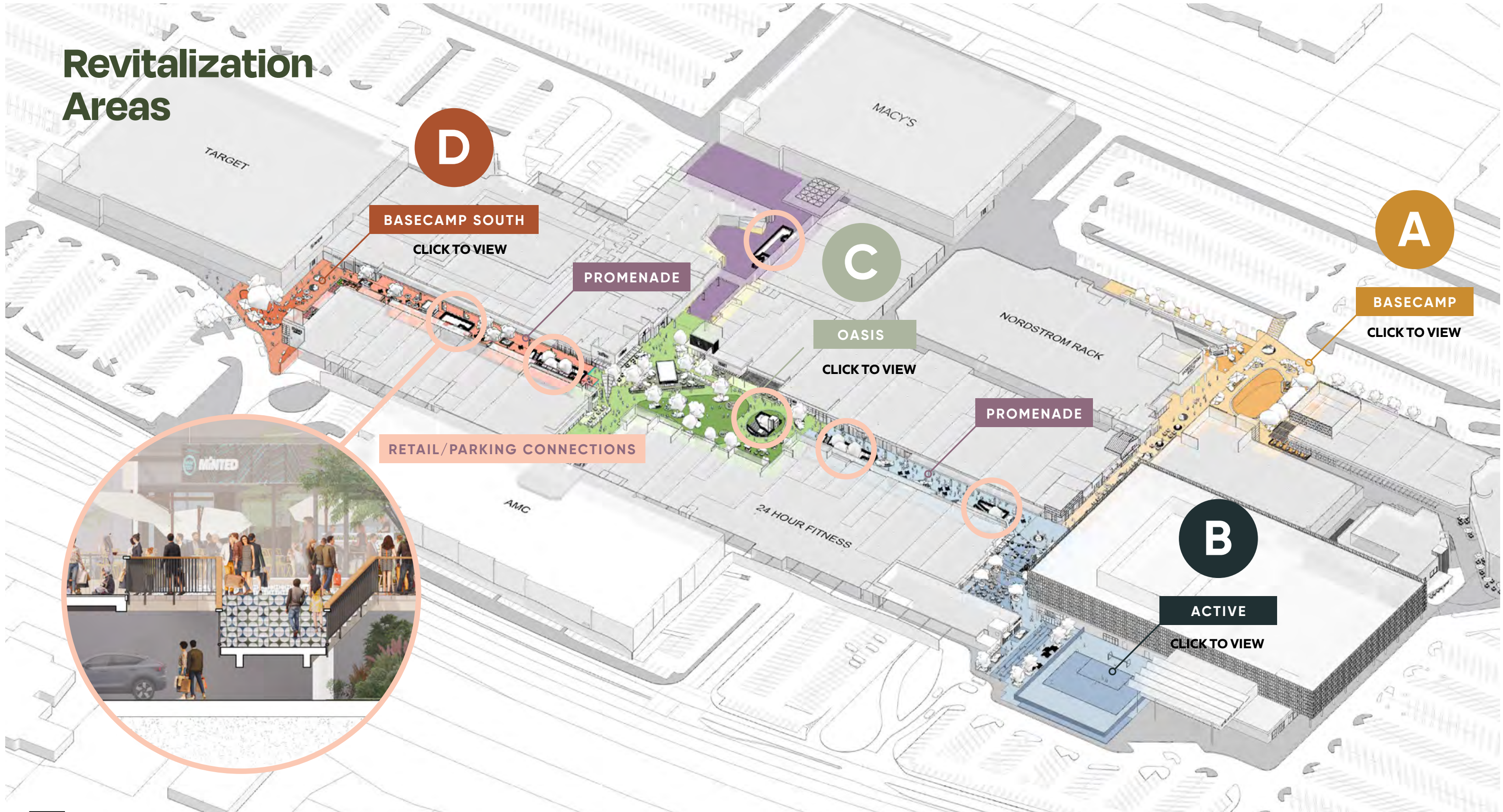
The information above has been obtained from sources believed to be reliable. While we do not doubt its accuracy, we have not verified it and make no guarantee, warranty or representation about it. It is your responsibility to independently confirm its accuracy and completeness. Any projections, opinions, assumptions or estimates used are for example only and do not represent the current or future performance of the property.

ABUNDANT PARKING & ACCESS TO SOUTERRAIN PARKING DECK

Over 3,900 Parking Spaces



MAJOR COMMON AREA RENOVATION



THE VALLEY - BASECAMP



[CLICK HERE RETURN TO MAP](#)

PROPOSED

THE VALLEY - BASECAMP



[CLICK HERE RETURN TO MAP](#)

THE VALLEY - ACTIVE



[CLICK HERE RETURN TO MAP](#)

PROPOSED

THE VALLEY - ACTIVE



[CLICK HERE RETURN TO MAP](#)

PROPOSED

THE VALLEY - ACTIVE



19

[CLICK HERE RETURN TO MAP](#)

PROPOSED

THE VALLEY - OASIS



[CLICK HERE RETURN TO MAP](#)

PROPOSED

THE VALLEY - OASIS



[CLICK HERE RETURN TO MAP](#)

PROPOSED

THE VALLEY - OASIS



[CLICK HERE RETURN TO MAP](#)

PROPOSED

THE VALLEY - OASIS



[CLICK HERE RETURN TO MAP](#)

PROPOSED

THE VALLEY - OASIS



[CLICK HERE RETURN TO MAP](#)

PROPOSED

THE VALLEY - OASIS



[CLICK HERE RETURN TO MAP](#)

PROPOSED

THE VALLEY - BASECAMP SOUTH



[CLICK HERE RETURN TO MAP](#)

PROPOSED

THE VALLEY - BASECAMP SOUTH



[CLICK HERE RETURN TO MAP](#)

PROPOSED

THE VALLEY - BASECAMP SOUTH



[CLICK HERE RETURN TO MAP](#)

PROPOSED

CENTRAL COMMON AREA PARKING CONNECTION



PROPOSED



the
valley

 RETAIL INSITE

DON MOSER
DMOSER@RIRETAIL.COM
858.523.2087

MIKE MOSER
MIKEMOSER@RIRETAIL.COM
858.523.2089

CHRIS HODGMAN
CHODGMAN@RIRETAIL.COM
858.523.2098

 Centennial

GLEN ROSEN
GROSEN@CENTENNIALREC.COM
310.597.0505

JAKE DATNOFF
JDATNOFF@CENTENNIALREC.COM
205.401.5548

 LOWE